

# Village of Morton Zoning & Code Enforcement Department

120 N. Main St., Morton, IL 61550

Phone: (309)266-5361 Fax: (309)266-5508 Email: bmarks@morton-il.gov

## **DRIVEWAY ADDITION AND/OR REPLACEMENT PERMIT FORM**

(Use this form if you are adding onto or replacing a driveway, driveway approach, or curb)

<b>PROPERTY OWNER:</b> _____	Email: _____
Address: _____	Phone: _____

<b>GENERAL CONTRACTOR:</b> _____	Email: _____
IF APPLICABLE - IF OWNER MARK "SELF"	
Address: _____	Phone: _____

<b>CONCRETE CONTRACTOR:</b> _____	Email: _____
IF APPLICABLE	
Address: _____	Phone: _____

### **SITE & PROJECT INFORMATION**

**NOTE:** Meeting the correct setbacks from the property line is the responsibility of the owner/applicant

**Please see the attached Appendix for setback and driveway width guidelines**

Site Address \_\_\_\_\_

Setback from Side Property Lines \_\_\_\_\_ & \_\_\_\_\_

Are you making any changes to the size of your existing driveway?  Yes  No

Driveway Dimensions \_\_\_\_\_

Project Cost: \$ \_\_\_\_\_

Please indicate which of the following you plan to replace and/or expand:

- |  |  |
|--|--|
| <input type="checkbox"/> Driveway Only (\$35.00)   | <input type="checkbox"/> Curb & Approach (\$50.00)           |
| <input type="checkbox"/> Approach Only (\$50.00)   | <input type="checkbox"/> Driveway & Approach (\$50.00)       |
| <input type="checkbox"/> Curb Only (No Permit Fee) | <input type="checkbox"/> Driveway, approach & curb (\$50.00) |

# Village of Morton Zoning & Code Enforcement Department

120 N. Main St., Morton, IL 61550

Phone: (309)266-5361 Fax: (309)266-5508 Email: bmarks@morton-il.gov

Please provide a basic drawing, with dimensions, showing the location of the drive and the proposed changes. Please use the attached appendix for guidance.

PROJECT DRAWING:

It is hereby certified that the above use as shown on the plats and plans submitted with the application conforms with all applicable provisions of the Village of Morton Zoning Ordinance. The issuance of this Permit does not allow the violation of Village of Morton Zoning Ordinances or other governing Regulations.

Any changes or alteration in the accompanying submittal subsequent to the issuance of this permit without approval from the Zoning and Code Enforcement Officer shall constitute sufficient grounds for revocation of such permit.

Applicant understands and agrees with the terms of the permit.

Printed Name of Applicant: \_\_\_\_\_

Signature of Applicant: \_\_\_\_\_

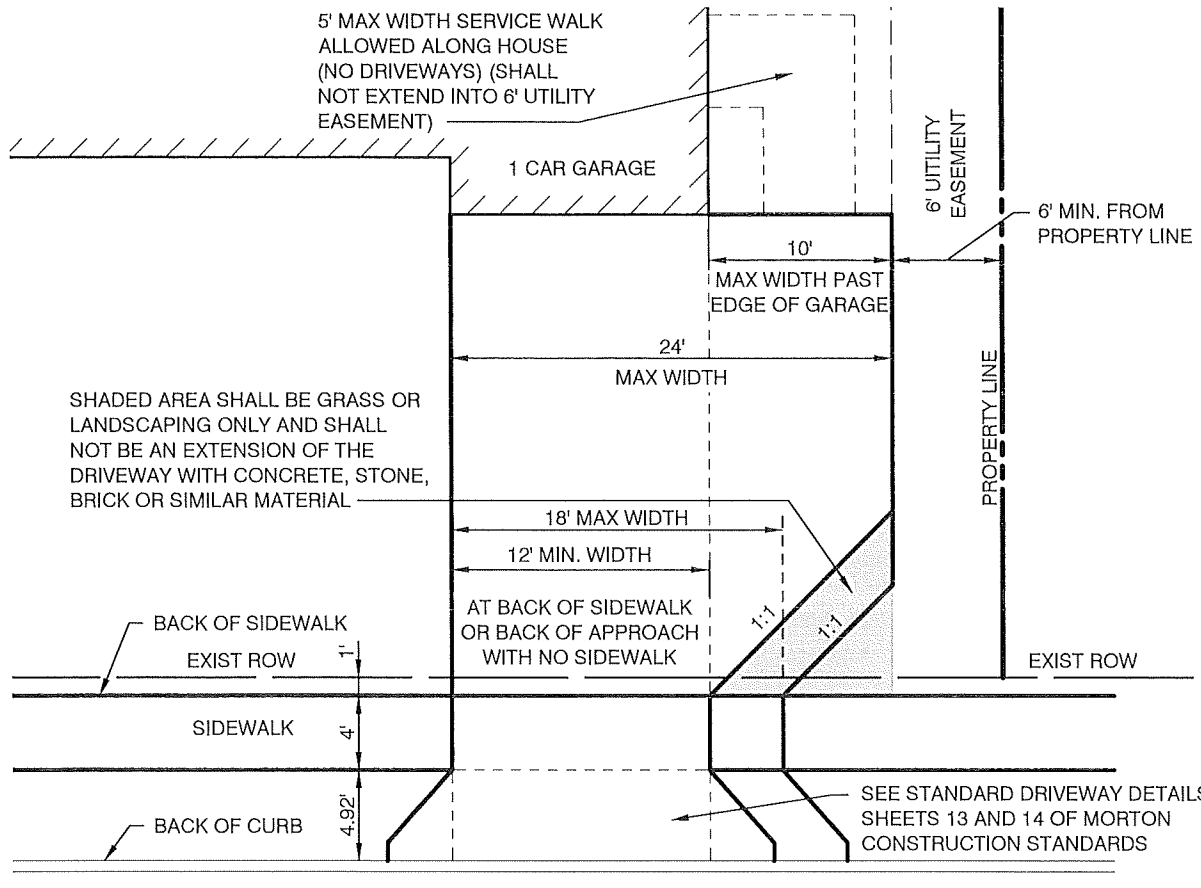
Date: \_\_\_\_\_

Signed by the:

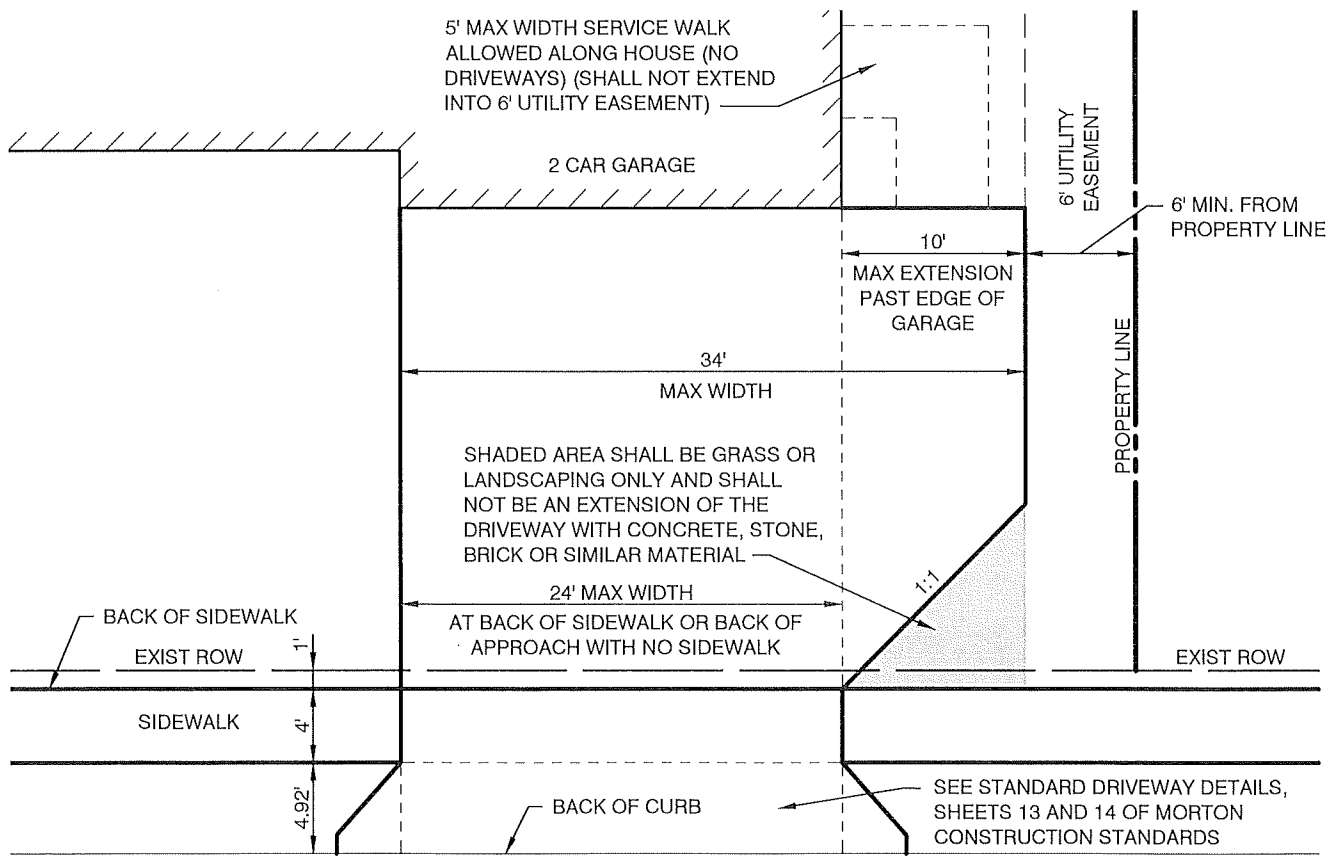
Contractor

Agent

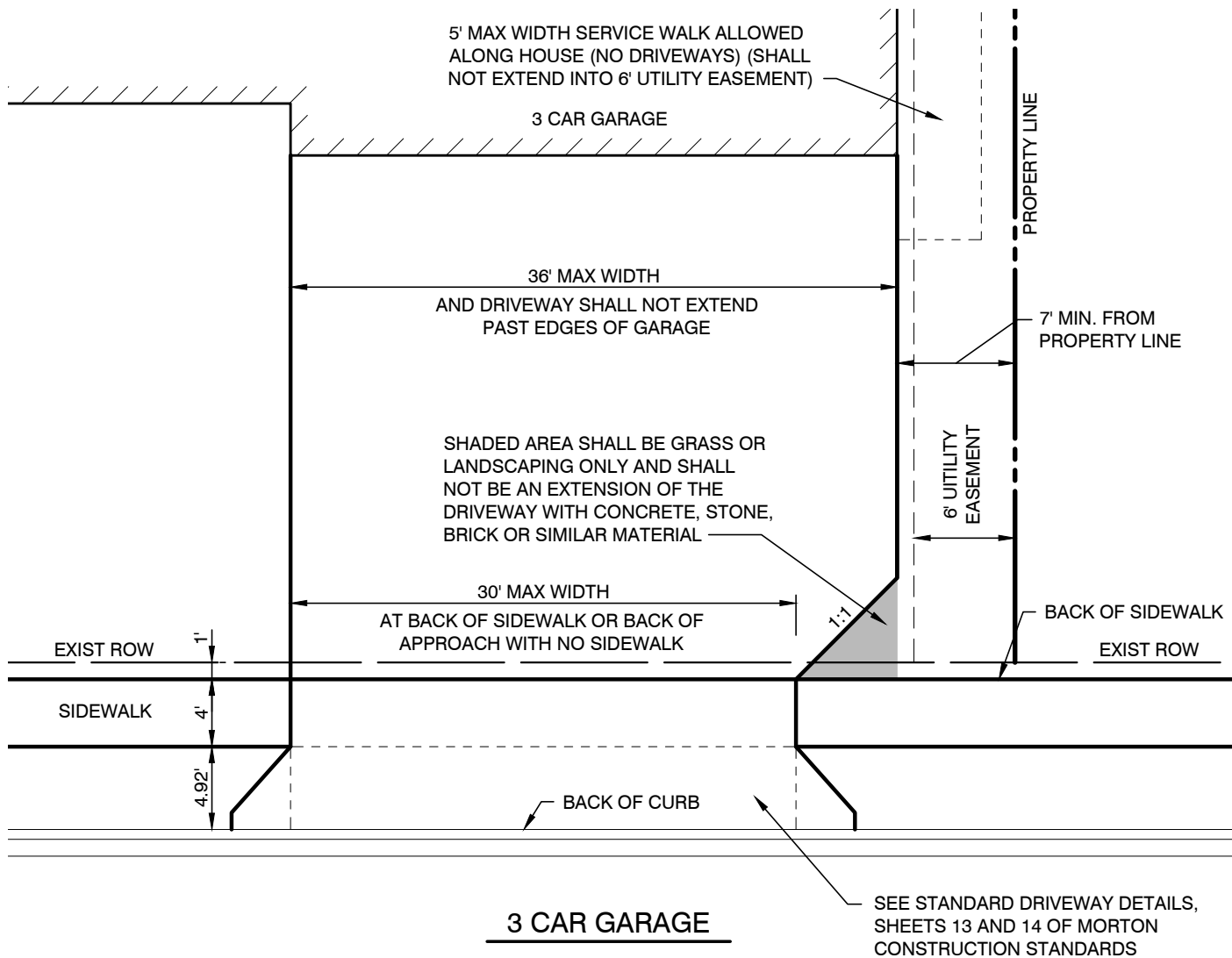
Owner

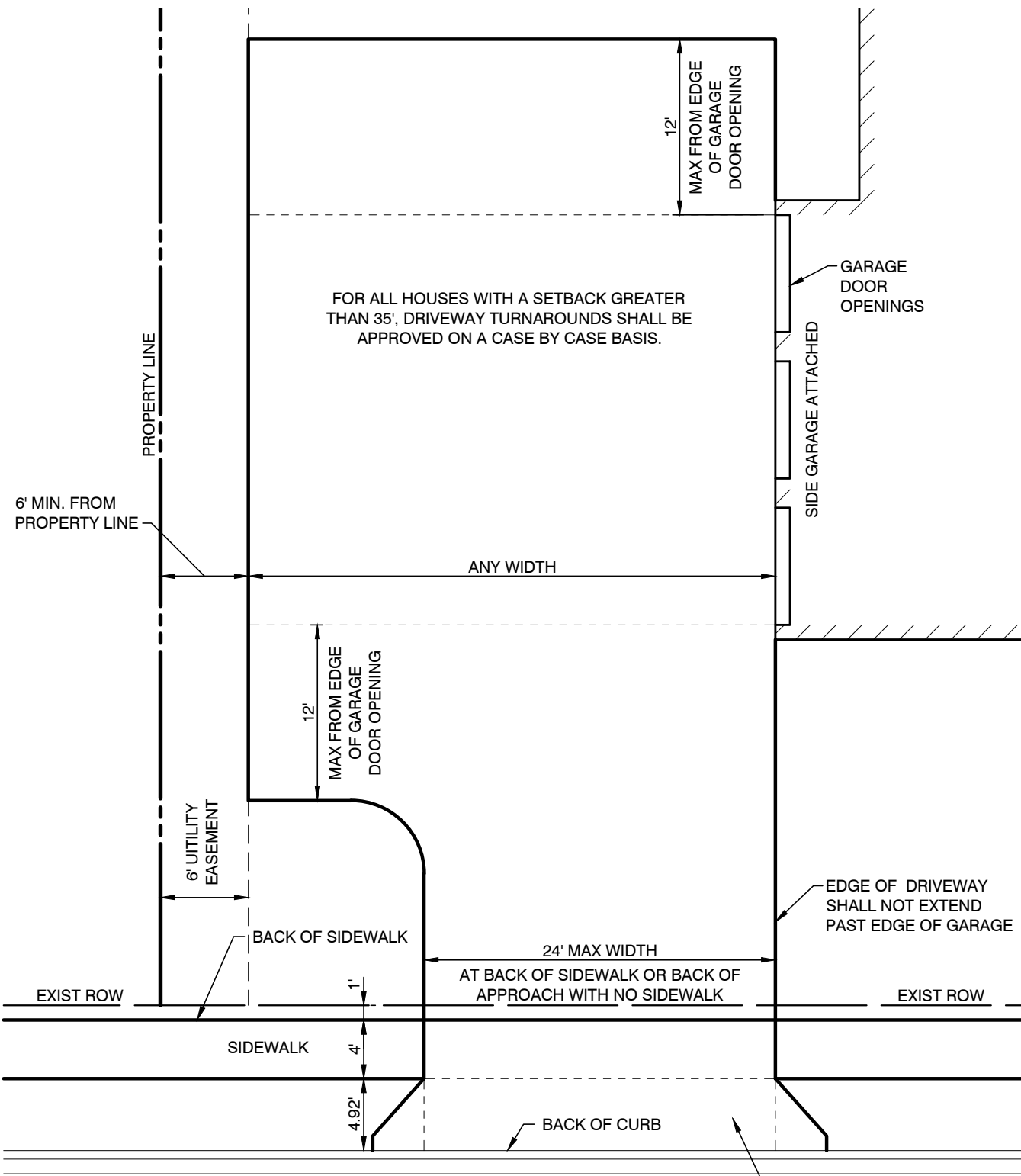


**1 CAR GARAGE**



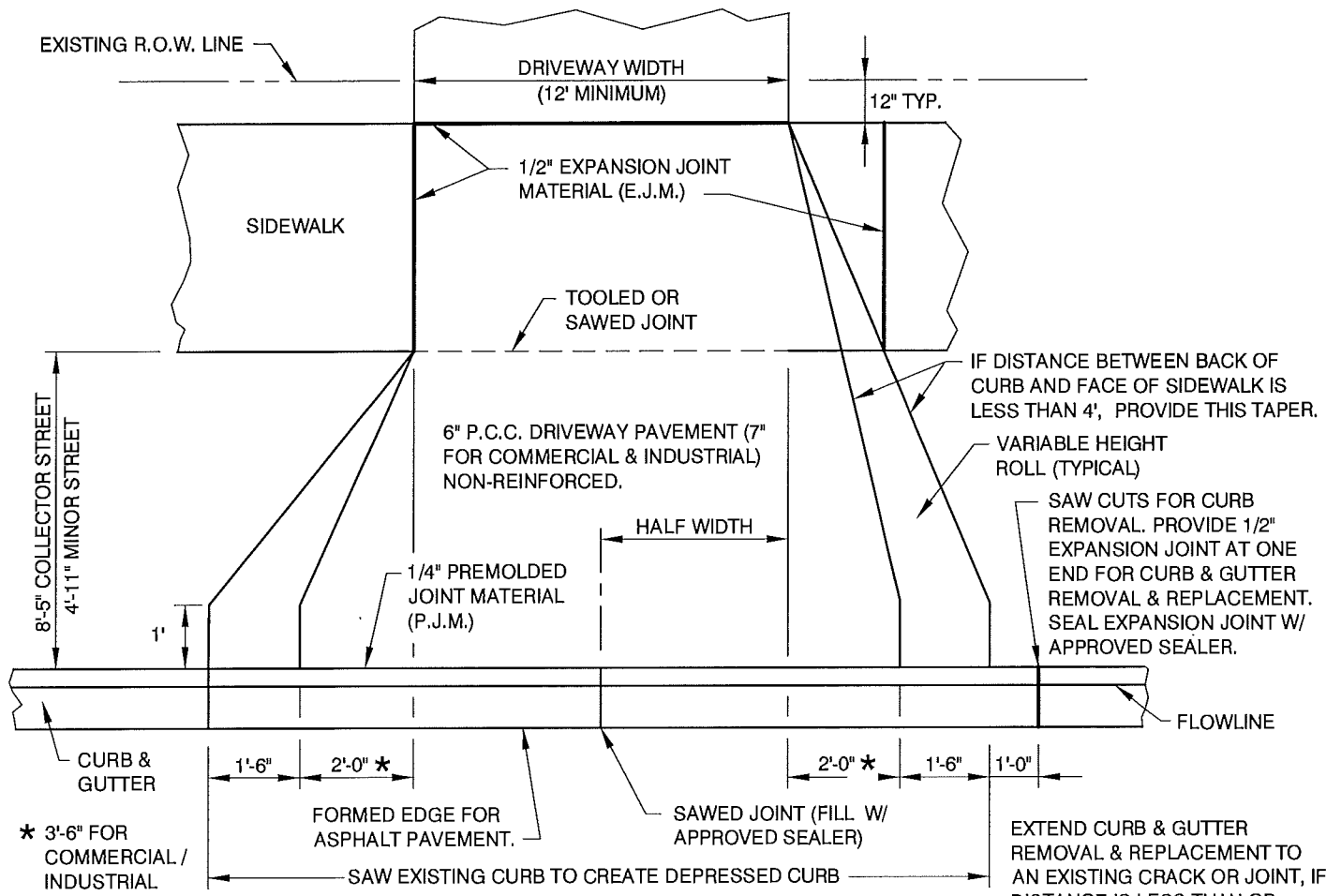
**2 CAR GARAGE**



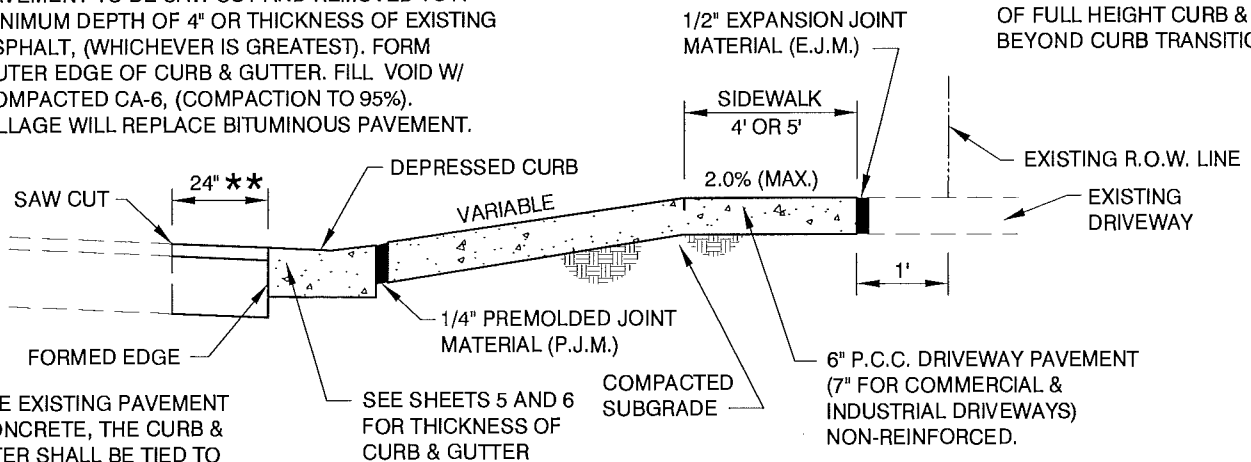


**SIDE GARAGE ATTACHED**

SEE STANDARD DRIVEWAY DETAILS, SHEETS 13 AND 14 OF MORTON CONSTRUCTION STANDARDS



\*\* PAVEMENT TO BE SAW CUT AND REMOVED TO A MINIMUM DEPTH OF 4" OR THICKNESS OF EXISTING ASPHALT, (WHICHEVER IS GREATEST). FORM OUTER EDGE OF CURB & GUTTER. FILL VOID W/ COMPACTED CA-6, (COMPACTION TO 95%). VILLAGE WILL REPLACE BITUMINOUS PAVEMENT.

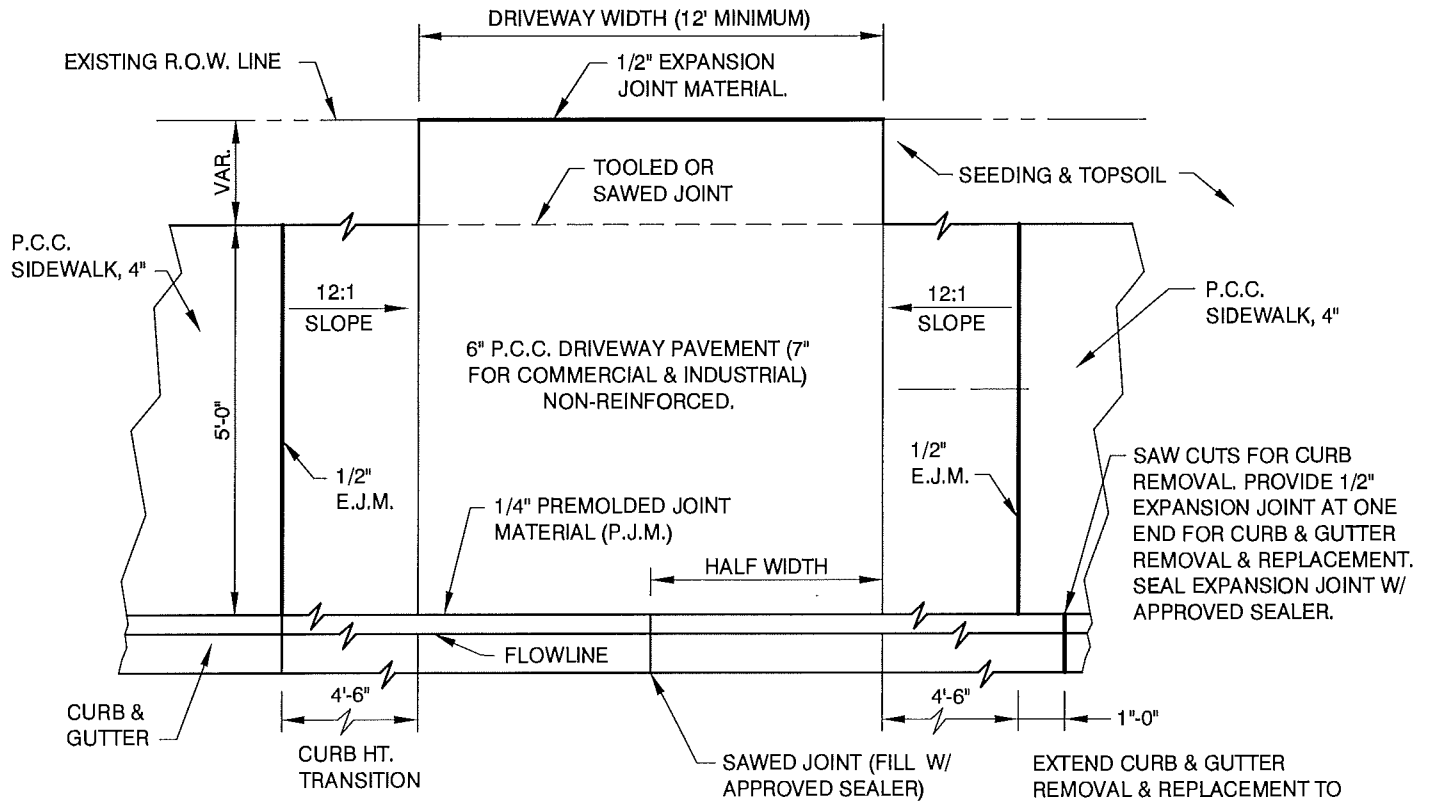


IF THE EXISTING PAVEMENT IS CONCRETE, THE CURB & GUTTER SHALL BE TIED TO THE PAVEMENT AS NOTED ON SHEETS 9 AND 11.

**GENERAL NOTES:**

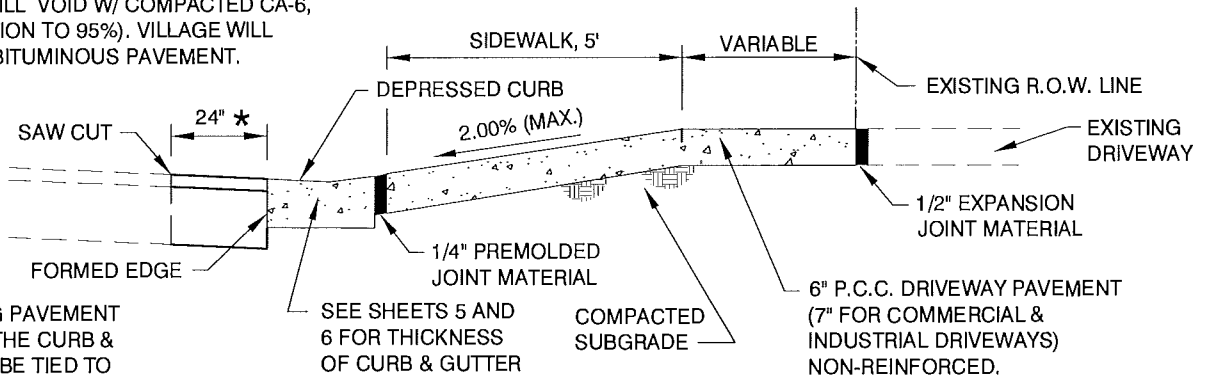
1. V.O.M. OFFICIAL MUST SEE FORMS IN PLACE BEFORE PLACING CONCRETE.
2. CURING COMPOUND TO BE APPLIED TO NEW DRIVEWAY PAVEMENT AS SOON AS THE CONCRETE SURFACE HAS A "DRY TO THE TOUCH" CONDITION.
3. SEE SHEET #33 FOR SPECIAL PROVISION FOR PORTLAND CEMENT CONCRETE.
4. THE 1/4" P.M.J. SHALL BE REFLEX RUBBER EXPANSION JOINT MATERIAL, AS MANUFACTURED BY THE J.D. RUSSELL CO., OR APPROVED EQUAL.
5. THE 1/2" EXPANSION JOINT MATERIAL SHALL BE FLEX/FOAM EXPANSION JOINT, AS MANUFACTURED BY THE RIGHT POINTE COMPANY, OR APPROVED EQUAL.

**STANDARD DRIVEWAY DETAILS**  
 (WITH BOULEVARD SIDEWALKS)



EXTEND CURB & GUTTER REMOVAL & REPLACEMENT TO AN EXISTING CRACK OR JOINT, IF DISTANCE IS LESS THAN OR EQUAL TO 4'-0"; IF GREATER THAN 4'-0" ADD A MINIMUM OF 1 FOOT OF FULL HEIGHT CURB & GUTTER BEYOND CURB TRANSITION.

\* PAVEMENT TO BE SAW CUT AND REMOVED TO A MINIMUM DEPTH OF 4" OR THICKNESS OF EXISTING ASPHALT, (WHICHEVER IS GREATEST). FORM OUTER EDGE OF CURB & GUTTER. FILL VOID W/ COMPACTED CA-6, (COMPACTION TO 95%). VILLAGE WILL REPLACE BITUMINOUS PAVEMENT.



IF THE EXISTING PAVEMENT IS CONCRETE, THE CURB & GUTTER SHALL BE TIED TO THE PAVEMENT AS NOTED ON SHEETS 9 AND 11.

**GENERAL NOTES:**

1. V.O.M. OFFICIAL MUST SEE FORMS IN PLACE BEFORE PLACING CONCRETE.
2. CURING COMPOUND TO BE APPLIED TO NEW DRIVEWAY PAVEMENT AS SOON AS THE CONCRETE SURFACE HAS A "DRY TO THE TOUCH" CONDITION.
3. SEE SHEET #33 FOR SPECIAL PROVISION FOR PORTLAND CEMENT CONCRETE.
4. THE 1/4" P.M.J. SHALL BE REFLEX RUBBER EXPANSION JOINT MATERIAL, AS MANUFACTURED BY THE J.D. RUSSELL CO., OR APPROVED EQUAL.
5. THE 1/2" EXPANSION JOINT MATERIAL SHALL BE FLEX/FOAM EXPANSION JOINT, AS MANUFACTURED BY THE RIGHT POINTE COMPANY, OR APPROVED EQUAL.

**STANDARD DRIVEWAY DETAILS**  
(WITH CURB-SIDE SIDEWALK)